

WIDE RAINBOW LESSONS: Artist Ray Eames

ARTIST INTRO:

Ray Eames (1912–88) was a leading American designer who worked in a variety of media including furniture, textiles, architecture, film, art, and toys. Ray was an early founding member of the American Abstract Artists (AAA) and was a key figure in the New York art scene before moving to Los Angeles and creating an outstanding career in design and architecture.

Ray is probably best known for her now-famous plywood furniture pieces that she created with her partner Charles and for the design of their own house, Case Study 8. She was an inventor with a whimsical approach and pioneer in many creative fields

RAY EAMES ARTWORKS (EXAMPLES):



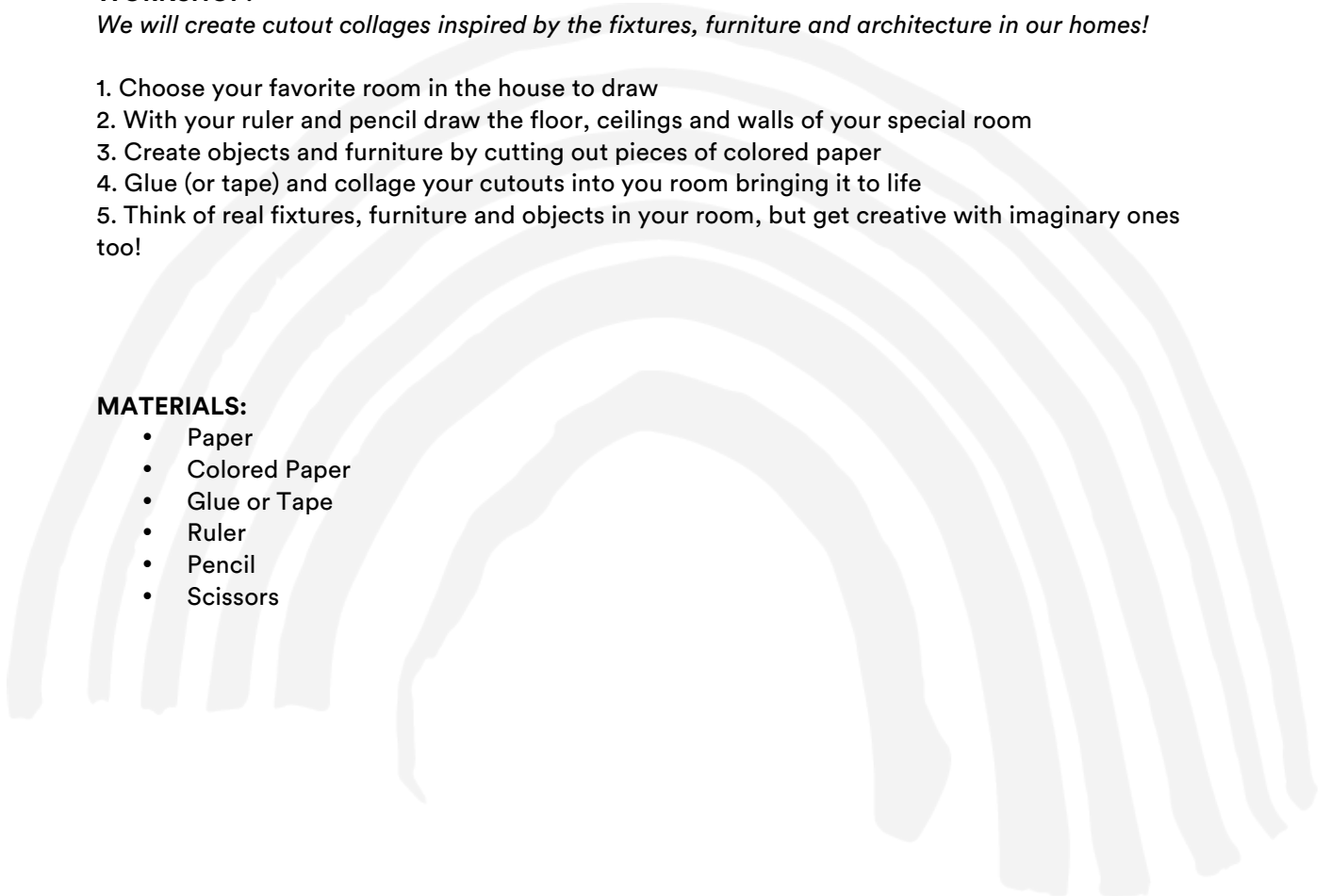
WORKSHOP:

We will create cutout collages inspired by the fixtures, furniture and architecture in our homes!

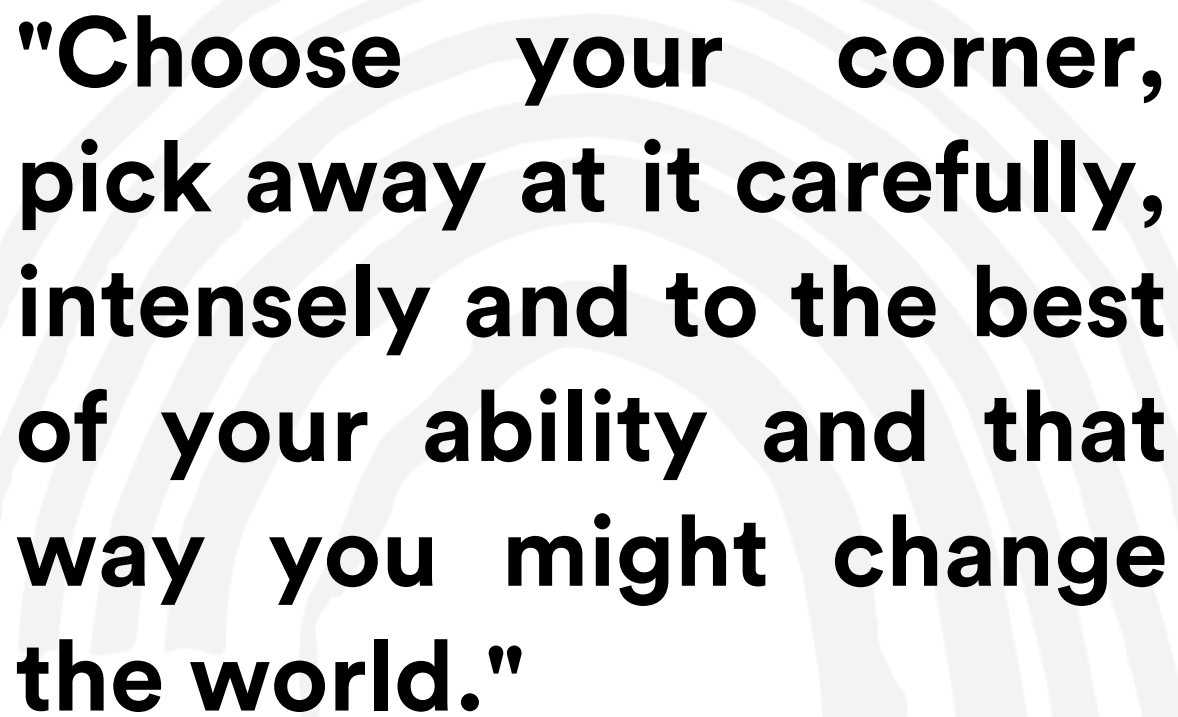
1. Choose your favorite room in the house to draw
2. With your ruler and pencil draw the floor, ceilings and walls of your special room
3. Create objects and furniture by cutting out pieces of colored paper
4. Glue (or tape) and collage your cutouts into you room bringing it to life
5. Think of real fixtures, furniture and objects in your room, but get creative with imaginary ones too!

MATERIALS:

- Paper
- Colored Paper
- Glue or Tape
- Ruler
- Pencil
- Scissors








**"Choose your corner,
pick away at it carefully,
intensely and to the best
of your ability and that
way you might change
the world."**

– Ray Eames



FOLLOW UP:

What room in your home did you choose? Why?

Was there any object or piece of furniture that you noticed for the first time?

How did you use the color paper to represent your space and objects?

Did you like the collage process or the drawing?

Wide Rainbow is a 501c3 contemporary art after school program.

Providing access to art, artists, and arts education.

www.widerainbow.org